



CROWN PAVILIONS

The World's Finest
Garden Rooms™

The marque of excellence

Explore your outer space

👑 Why Crown 3

👑 The Sandringham 10

👑 The Clarence 16

👑 The Buckingham 22

👑 Bespoke Service 36




All images in this brochure are indicative of design features at time of photography. Crown Pavilions product designs may vary due to ongoing design enhancements.

Welcome

Your garden is a wonderful space in summer. But imagine if you could enjoy it all year round, even in winter, with a beautiful garden building – a magnificent structure that can be used as a home office, gym, cinema, pool room or a sumptuous entertainment space complete with plush sofas, a bar and all the other luxuries that make life such a pleasure.


Maybe you need extra living space but you don't want the upheaval of building an extension or of moving home. Or perhaps you dream of a peaceful bolt-hole where you can be yourself, away from the hectic demands of family life.

At Crown Pavilions, we create the world's finest garden rooms – beautiful contemporary structures that can be whatever you want them to be, located in the heart of your garden, with all the benefits of a permanent structure yet with none of the drawbacks. 

Why Crown

When you commission a garden room from Crown Pavilions, you will be taking on ownership of a timber structure that's been hand-built in England, to permanent building standards and which over-delivers on quality and workmanship both inside and out.

Crown garden rooms are fully insulated and feature triple glazing and smart air conditioning as standard. There is no extra charge for pre-installed internal electrics, offering a comfortable and functional garden building for year-round use. Yet, unlike a traditional extension, there is minimal disruption and planning permission is not usually required.

When it comes to creating the world's finest garden rooms, Crown Pavilions is the undisputed market leader. The Crown Marque of Excellence also ensures that your new garden room will remain the admired focal point of your garden for many years to come, a fabulous space that will impress your guests as you welcome them into your garden retreat. 

10 Year Guarantee



For your complete peace of mind, Crown garden rooms are fully guaranteed against timber decay or compromise of structural integrity.

Marque of Excellence



Crown garden rooms are acknowledged across the globe as the world's finest outdoor living spaces, hand-built in Oxfordshire by award-winning craftsmen.

Delivery & Installation



Installation is included in the price. Delivery is free within 100 miles of our Oxfordshire workshops.

Plumbing & Electricity



Groundworks, plumbing, electricity, water and waste can all be quoted for and taken care of for a seamless project from start to finish.

Extras As Standard



A range of premium features are included as standard, such as triple glazing, smart air conditioning, aluminium bifold and sliding doors, and brushed stainless steel electrical fittings (available on the Premium range). Additional options are also available to suit your requirements.

Planning Permission




Planning permission is not normally required as our buildings are designed to fall within permitted development. Your new garden room will be erected "in situ", usually taking 7 - 21 days.

Site Survey



An initial survey to check site suitability is required for all garden rooms. This will determine whether ground screws or traditional concrete is most suitable for your site.

Year Round Use




Built to exacting TRADA quality standards, our garden rooms allow you to enjoy your garden whatever the weather or time of year.

The world's finest craftsmanship



As a Crown customer, you insist on the very best – a degree of perfection that exceeds industry standards throughout. From the drawing board through to meticulous hand-construction and finishing, nothing escapes the scrupulous eye of a Crown craftsman. This is why, when you commission a garden room from us, you are commissioning the very best there is, a product worthy of our unique signature: the Crown Marque of Excellence.

Our craftsmen recognise that your new garden room will be the focus of your garden for many years to come and, as such, we are committed to exceeding your expectations. No stone is left unturned, no corners are ever cut. Timber is virtually knot-free as well as being reassuringly sturdy. And of course the internal finish along with fixtures and fittings are superior to anything else on the market.

With a Crown garden room, it's not simply about what the naked eye can see, such as the premium FSC or PEFC certified timber and superior roofing materials; it's about the myriad of detailing that lies beneath, like the fact that posts are laminated 6-12 times to minimise warping, twisting or cracking. And the special rubber pads used to avoid any timber coming into contact with the ground to reduce the risk of rot. 

Our attention to detail and a love of our craft is what sets us apart



TRADA STANDARDS

Uniquely in our marketplace, your Crown garden room is constructed to TRADA guidelines, meaning everything is compliant and correct - from the timber sizing, insulation and joist spacing through to ventilation, fixtures and fittings.

PREMIER GRADE TIMBER

We insist on using premium grade solid hardwood, sourced responsibly from FSC or PEFC certified suppliers.

OUTSTANDING DURABILITY


You demand longevity from your investment which is why everything works together to offer outstanding durability, from the several layers of protective lacquer or paint on the exterior through to the bracing timbers that hold the building together. We even use one whole sheet of EPDM so there are no joins in your roofing material, practically eliminating any risk of leakage.

ATTENTION TO DETAIL

Every detail of your Crown garden room is meticulously engineered to the highest levels of craftsmanship.

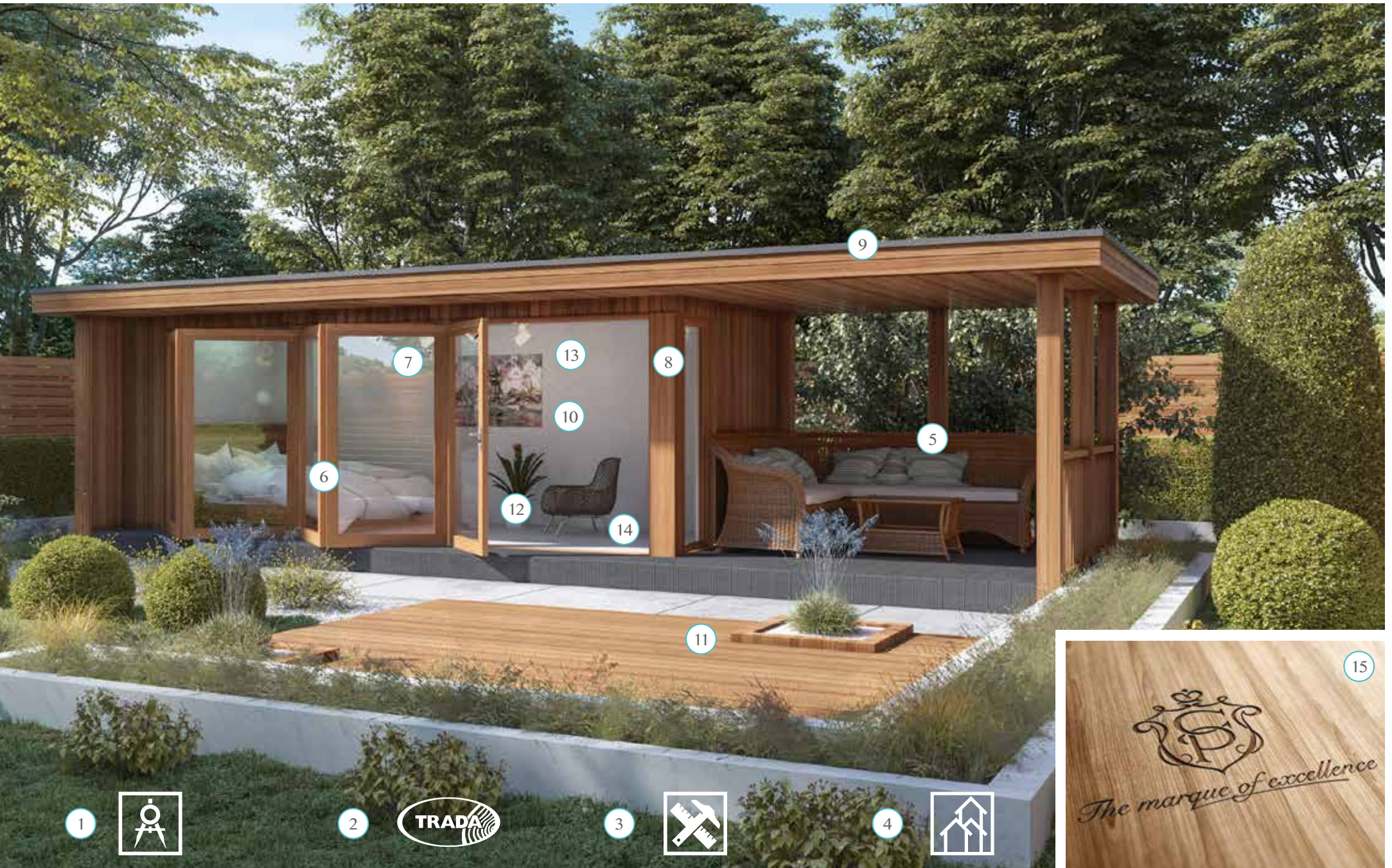
Fixings are cleverly hidden away and even pin holes are waxed-filled and sanded to provide the perfect finish.

The Marque of Excellence

Everything about your new Crown garden room over-delivers on excellence and attention to detail. We've already described some of the many features that make our products unique; here are a few of the other key reasons why Crown Pavilions are recognised as the world's finest garden rooms. 

1. All garden rooms are built by the same expert craftsmen, so no matter what structure you choose you can always be 100% confident you are getting the finest build possible.
2. Our designers are all TRADA certified and, because our buildings are designed and governed by the same body that designs residential grade houses, you can be confident that with a Crown garden room you are getting so much more than just a garden building.
3. All our buildings have been developed with a structural engineer to ensure that your building will not only last but will perform admirably and provide you with all the comforts you require.
4. The quality of our garden rooms is considered to be so high that they are often considered as extensions to a property thus having the potential to add value to your home.
5. All of our materials are sourced from the very best suppliers, carefully selected to ensure they meet our stringent standards. In many cases we also offer a selection of finishes and accessories that won't affect the building guarantee.
6. All doors are made from aluminium and engineered to ensure longevity. We also offer a selection of door finishes to personalise the building to your taste.
7. Windows and doors are triple-glazed and argon gas filled, delivering premium insulation properties and making the buildings suitable for all year round use.
8. Walls are constructed to a high standard using either traditional timber studwork with OSB boarding or SIPs panel construction, depending on the condition of the site and the structural requirements of the project, ensuring excellent strength, insulation and overall performance. For studwork construction, we use premium 90mm insulation within the walls, floor and ceiling, combined with a breathable membrane and battens for ventilation, along with your choice of internal and external finishes.
9. We offer a choice of two roofing options: hipped cedar tiled roof or pent EPDM rubber. The rubber is supplied in a single piece resulting in zero joins, leakage or failure over time. The hipped tiled roof carries a 10 year guarantee and is constructed in the same way as a residential house roof.
10. All buildings are wired with lights, sockets and switches depending on your choice of fittings and all wires are terminated in an outdoor fuse box.
11. All of our garden rooms have been designed with permitted development in mind so in most cases planning is not an issue.
12. For the Professional range, a smart air conditioning system is provided for both heating and cooling as standard. For the Premium range, customers can choose between a wall-mounted electric heater or a smart air conditioning system as standard.
13. A choice of internal finishes from the popular plasterboard to cedar cladding and premium slate feature walls.
14. For the Professional range, high-quality SPC flooring is provided as standard, designed to withstand heavy footfall. For the Premium range, residential-grade engineered oak flooring is provided as standard, offering a durable and high-end finish for long-term use.
15. The Crown Marque of Excellence doesn't stop once your beautiful new garden room has been installed. We go out of our way to offer a thorough after-sales service to ensure that you are delighted with your new acquisition.





1



2



3



4



15


The marque of excellence

Inspired by Crown



Crown Pavilions has proved an ideal fit for Goodwood. Their team's passion for crafting a superior product is the perfect match for Goodwood. Meticulous attention to detail is essential when we're creating the experiences we're known for and we can rely on Crown Pavilions to work to the highest standards.

The Hampton Pavilion was the obvious choice when we needed a solution for hosting guests, the well-considered design sits well in the beautiful natural surroundings of the estate. Everything about the Hampton Pavilion reflects considered craftsmanship and we are very pleased that Crown Pavilions have become part of our sporting experiences at Goodwood!

Lord March

Founder of the Goodwood Festival of Speed and the Goodwood Revival

I love the Crown Pavilion; we have just had our second installation in Darlington. The first one was at our Hastings hotel four years ago and it has weathered beautifully.

They both look fantastic. The team were amicable, efficient, they turned up on time, got the job done, just a great company to deal with. I would certainly recommend Crown Pavilions.

Duncan Bannatyne OBE

Entrepreneur, investor, television presenter

After looking at numerous Garden Room and luxury wooden gazebo manufacturers on the market we decided to go with Crown Pavilions as their buildings are undoubtedly the best that money can buy and the service level was exceptional.


They exceeded our expectations at every stage. If you are looking for the best garden buildings on the market, then Crown Pavilions is the company to hire!

Lord Alan Sugar

Business magnate and entrepreneur



The marque of excellence



We are extremely delighted to have our Hampton Pavilion. It's set right in the heart of our Champneys Tring site, set in 200 acres of landscaped gardens, with over 100 bedrooms overlooking this beautiful pavilion.

We believe this is a fantastic outdoor space for our guests to chill out in. I don't think we actually believed until we actually saw it erected in our grounds how idyllic it would be. When you actually see it and the quality of the workmanship and just the ambiance it creates when you enter the pavilion, it's just wonderful!

Stephen Purdew
Champneys Owner

We had heard that Crown Pavilions were the best in the biz for building the perfect garden accessory. They turned up with minimum fuss and we barely even knew that they were there! From start to finish, they offered an amazing service and were extremely professional. Highly recommend!

Frankie & Wayne Bridge
Frankie - Singer, Songwriter and Actress
Wayne - Former England Footballer

When I first saw this pavilion I thought it was just ace. It was the best we had seen, it was exciting. In fact just sitting in the pavilion now, I'm excited. Even though this is a building outside in your garden it's still very luxurious, but yet multi-functional. Particularly for us, eating is such an important part of our holiday itself and to have this lovely round table and its curves matching the curves on the pavilion is just perfect. I can see us using it all year round, even for Christmas dinner.

Gloria Hunniford
TV and Radio presenter



The marque of excellence

The Crown Sandringham Collection

Sizes from 4m x 3m – 10m x 5m



Please note: we now use aluminium doors, smart air conditioning and triple glazing across all of our garden rooms as standard premium features.



Bringing your home and garden together

The classic timber-clad garden room, the Crown Sandringham is one of Crown Pavilions' most popular designs. The Sandringham is one of those aesthetically adaptable designs that is completely flexible, satisfying any taste and looks stunning in any space whether a contemporary garden or an 18th century walled garden.

Sandringham Professional

What's included as standard?

Structure & Cladding

- Walls constructed from 2" x 4" timber joists, backed with 11mm OSB3 board and breathable waterproof membrane, or SIPs panels, depending on the build type
- External Redwood cladding 18 x 95mm
- External Cladding Treated with Sikken's 771 (light omnia oak wood preserver)-With UV filters
- Internal walls painted plasterboard Colour: Dulux white (Standard)

Insulation

Timber-framed garden room

- Floor insulation – Thinsulate Foil
- 100 mm Rockwool Premium Insulation – Ceiling
- 75 mm Rockwool Premium Insulation – Walls

SIPs garden room

- PUR (highest grade) 122 mm – 197 mm (roof)
- PUR (highest grade) 97 mm – 147 mm (wall)
- PUR (highest grade) 97 mm – 172 mm (floor)

Flooring

SPC (Stone Plastic Composite) flooring, designed for durability and heavy footfall.

Colour Options: Ash Grey, Walnut Brown, Graphite Grey

Electrics

- Internal fuse box (5-MODULE 2-WAY POPULATED GARAGE CONSUMER UNIT)
- Recessed Ceiling LED spotlights set up according to internal ceiling m2 (with spacing 1m to 1.3m) for sufficient lighting
- Normal Switch 1-Gang
- Double sockets included as standard
- Recessed Ceiling Spotlights, Normal Switch, Double Sockets to be colour: White
- Smart air conditioner (now included as standard)

12m ² – 20m ²	2 Double sockets
20m ² – 30m ²	3 Double sockets
Above 30m ²	4 Double sockets

Doors

One set of aluminium doors finished in dark grey as standard (positioned at the front, based on building width), featuring triple glazing and black handles.

An alternative aluminium door options with double glazing and integrated blinds are now available as a **free** upgrade.

Building width	French Doors 2m x 2m	x3 Bi-folds	x4 Bi-folds	x5 Bi-folds
2.5m – 4m	✓	x	x	x
4.5m – 7m	x	✓	x	x
7.5m – 8.5m	x	x	✓	x
9m – 10m	x	x	x	✓

Please note: Groundworks, i.e a concrete base or ground screws are not included but can be quoted separately

The Crown Sandringham Collection

Sizes from 4m x 3m – 10m x 5m



Please note: we now use aluminium doors, smart air conditioning and triple glazing across all of our garden rooms as standard premium features.



Sandringham Premium

What's included as standard?

Structure & Cladding

- Walls constructed from 2"x4" timber joists, backed with 11mm OSB3 board and breathable waterproof membrane, or SIPs panels, depending on the build type
- External walls – Thermowood 20 x 118mm T.G.V
- External Cladding Treated with Sikkens 771 (light omnia oak wood preserver)-With UV filters
- Internal walls painted plasterboard Colour: Dulux white (Standard)

Insulation

Timber-framed garden room

- Floor insulation – 90 mm Foil-Backed Celotex
- 100 mm Rockwool Premium Insulation – Ceiling
- 100 mm Rockwool Premium Insulation – Walls

SIPs garden room

- PUR (highest grade) 122 mm – 197 mm (roof)
- PUR (highest grade) 97 mm – 147 mm (wall)
- PUR (highest grade) 97 mm – 172 mm (floor)

Flooring

Natural Oak – Matt Lacquered (Engineered)

Colour Options: Light Grey, Walnut, Natural Oak

Electrics

- External 5x Fuse Consumer unit with External weather proof fuse box
 - Recessed Ceiling LED spotlights set up accordingly to internal ceiling m2 (with spacing 1m to 1.3m) for sufficient lighting
 - Dimmer Switch 1-Gang
 - Double sockets included as standard
 - Recessed Ceiling Spotlights, Normal Switch, Double Sockets to be colour: Brushed Stainless
- 12m² – 20m² 2 Double sockets
 20m² – 30m² 3 Double sockets
 Above 30m² 4 Double sockets
- Adax NEO wall panel heater, or a smart air conditioning system as standard

Doors

One set of aluminium doors finished in dark grey as standard (positioned at the front, based on building width), featuring triple glazing and black handles for a premium finish. An alternative aluminium door options with double glazing and integrated blinds are now available as a **free** upgrade.

Building width	French Doors 2m x 2m	x3 Bi-folds	x4 Bi-folds	x5 Bi-folds
2.5m – 4m	✓	✗	✗	✗
4.5m – 7m	✗	✓	✗	✗
7.5m – 8.5m	✗	✗	✓	✗
9m – 10m	✗	✗	✗	✓

Please note: Groundworks, i.e a concrete base or ground screws are not included but can be quoted separately



Please note: we now use aluminium doors, smart air conditioning and triple glazing across all of our garden rooms as standard premium features.

The **Crown Sandringham** takes its inspiration from our bespoke garden rooms. Modular sizes range from 4m x 3m all the way up to 10m x 5m so there are numerous sizes to choose from to fit your available space. All designs within this range include upgraded features as standard with additional options available on request.



Please note: we now use aluminium doors, smart air conditioning and triple glazing across all of our garden rooms as standard premium features.

Crown Sandringham Collection Sizing & Pricing Options

Sandringham Professional package

		WIDTH (M)															
		2.5	3	3.5	4	4.5	5	5.5	6	6.5	7	7.5	8	8.5	9	9.5	10
DEPTH (M)	2.5	N/A	N/A	N/A	N/A	N/A	£30,650	£32,600	£34,350	£36,350	£38,200	£42,500	£44,900	£46,750	£49,650	£51,650	£53,500
	3	N/A	N/A	N/A	£29,100	£32,250	£34,350	£36,550	£38,550	£41,000	£42,900	£47,600	£50,650	£52,450	£55,600	£57,850	£59,950
	3.5	N/A	N/A	£29,200	£31,400	£35,400	£37,650	£40,100	£42,400	£45,250	£47,550	£52,400	£55,600	£57,700	£63,350	£65,750	£68,100
	4	N/A	£29,300	£31,500	£33,750	£38,200	£41,300	£43,700	£46,600	£49,500	£52,750	£57,450	£62,250	£64,900	£68,850	£71,500	£74,150
	4.5	N/A	£31,450	£34,150	£36,850	£41,400	£44,550	£47,350	£50,650	£53,900	£60,900	£64,050	£67,150	£70,100	£74,300	£77,600	£80,850
	5	£29,600	£33,600	£36,800	£40,250	£44,600	£47,800	£51,000	£54,700	£61,800	£65,700	£68,850	£72,050	£75,250	£79,750	£83,650	£87,500

Sandringham Premium package

		WIDTH (M)															
		2.5	3	3.5	4	4.5	5	5.5	6	6.5	7	7.5	8	8.5	9	9.5	10
DEPTH (M)	2.5	N/A	N/A	N/A	N/A	N/A	£37,100	£39,500	£41,650	£43,950	£46,100	£50,750	£53,900	£56,050	£60,000	£62,150	£64,300
	3	N/A	N/A	N/A	£34,600	£38,650	£41,250	£43,900	£46,300	£48,900	£51,350	£56,300	£59,850	£62,250	£66,500	£68,950	£71,350
	3.5	N/A	N/A	£34,750	£37,300	£42,100	£44,950	£48,050	£50,600	£53,600	£56,700	£61,600	£65,400	£68,050	£74,050	£76,750	£79,450
	4	N/A	£34,800	£46,400	£40,250	£45,250	£48,950	£52,050	£55,050	£58,300	£61,850	£66,900	£72,350	£75,350	£80,300	£83,100	£86,150
	4.5	N/A	£37,300	£40,400	£43,750	£48,850	£52,600	£56,100	£59,550	£63,200	£68,550	£74,250	£77,750	£81,050	£86,300	£90,300	£93,900
	5	£35,350	£39,800	£43,400	£47,250	£52,400	£56,350	£60,200	£64,050	£69,800	£73,850	£79,600	£83,200	£86,800	£92,300	£96,900	£101,200

Please contact us and one of our experienced designers will be in touch.

The Crown Clarence Collection

Sizes from 4m x 3m – 10m x 5m



Please note: we now use aluminium doors, smart air conditioning and triple glazing across all of our garden rooms as standard premium features.



A new vernacular for your garden

The Crown Clarence range is designed with a more architectural and contemporary focus. Since its official launch at the RHS Chelsea Flower show it has been incredibly popular with those looking for a garden room that breaks the mould. The Clarence offers a striking design and an optional range of cladding materials that can be designed to work with existing materials in your house or garden.

Clarence Professional

What's included as standard?

Structure & Cladding

- Walls constructed from 2" x 4" timber joists, backed with 11mm OSB3 board and breathable waterproof membrane, or SIPs panels, depending on the build type
- External Redwood cladding – 18 x 95mm
- External front wall – Feature Dark Grey Split Face Slate Tiles
- External Cladding Treated with Sikken's 771 (light omnia oak wood preserver)-With UV filters
- Internal walls painted plasterboard Colour: Dulux white (Standard)

Insulation

Timber-framed garden room

- Floor insulation – Thinsulate Foil
- 100 mm Rockwool Premium Insulation – Ceiling
- 75 mm Rockwool Premium Insulation – Walls

SIPs garden room

- PUR (highest grade) 122 mm – 197 mm (roof)
- PUR (highest grade) 97 mm – 147 mm (wall)
- PUR (highest grade) 97 mm – 172 mm (floor)

Flooring

SPC (Stone Plastic Composite) flooring, designed for durability and heavy footfall.

Colour Options: Ash Grey, Walnut Brown, Graphite Grey

Electrics

- Internal fuse box (5-MODULE 2-WAY POPULATED GARAGE CONSUMER UNIT)
- Recessed Ceiling LED spotlights set up accordingly to internal ceiling m2 (with spacing 1m to 1.3m) for sufficient lighting
- Normal Switch 1-Gang
- Double sockets included as standard
- Recessed Ceiling Spotlights, Normal Switch, Double Sockets to be colour: White
- Smart air conditioner (now included as standard)

12m ² – 20m ²	2 Double sockets
20m ² – 30m ²	3 Double sockets
Above 30m ²	4 Double sockets

Doors

One set of aluminium doors finished in dark grey as standard (positioned at the front, based on building width), featuring triple glazing and black handles.

An alternative aluminium door options with double glazing and integrated blinds are now available as a **free** upgrade.

Building width	French Doors 2m x 2m	x3 Bi-folds	x4 Bi-folds	x5 Bi-folds
2.5m – 4m	✓	x	x	x
4.5m – 7m	x	✓	x	x
7.5m – 8.5m	x	x	✓	x
9m – 10m	x	x	x	✓

Please note: Groundworks, i.e a concrete base or ground screws are not included but can be quoted separately

The Crown Clarence Collection

Sizes from 4m x 3m – 10m x 5m



Please note: we now use aluminium doors, smart air conditioning and triple glazing across all of our garden rooms as standard premium features.



Clarence Premium

What's included as standard?

Structure & Cladding

- Walls constructed from 2"x4" timber joists, backed with 11mm OSB3 board and breathable waterproof membrane, or SIPs panels, depending on the build type
- External Thermowood cladding – 20 x 118mm T.G.V
- External front wall – Feature Dark Grey Split Face Slate Tiles
- External cladding treated with Sikkens 771 (Light Omnia Oak wood preserver) with UV filters
- Plasterboard internal walls & ceiling, painted Colour: Dulux white (Standard)

Insulation

Timber-framed garden room

- Floor insulation – 90 mm Foil-Backed Celotex
- 100 mm Rockwool Premium Insulation – Ceiling
- 100 mm Rockwool Premium Insulation – Walls

SIPs garden room

- PUR (highest grade) 122 mm – 197 mm (roof)
- PUR (highest grade) 97 mm – 147 mm (wall)
- PUR (highest grade) 97 mm – 172 mm (floor)

Flooring

Natural Oak – Matt Lacquered (Engineered)

Colour Options: Light Grey, Walnut, Natural Oak

Electrics

- External 5x Fuse Consumer unit with External weather proof fuse box
 - Recessed Ceiling LED spotlights set up accordingly to internal ceiling m2 (with spacing 1m to 1.3m) for sufficient lighting
 - Dimmer Switch 1-Gang
 - Double sockets included as standard
 - Recessed Ceiling Spotlights, Normal Switch, Double Sockets to be colour: Brushed Stainless
- 12m² – 20m² 2 Double sockets
 20m² – 30m² 3 Double sockets
 Above 30m² 4 Double sockets
- Adax NEO wall panel heater, or a smart air conditioning system as standard

Doors

One set of aluminium doors finished in dark grey as standard (positioned at the front, based on building width), featuring triple glazing and black handles for a premium finish. An alternative aluminium door options with double glazing and integrated blinds are now available as a **free** upgrade.

Building width	French Doors 2m x 2m	x3 Bi-folds	x4 Bi-folds	x5 Bi-folds
2.5m – 4m	✓	x	x	x
4.5m – 7m	x	✓	x	x
7.5m – 8.5m	x	x	✓	x
9m – 10m	x	x	x	✓

Please note: Groundworks, i.e a concrete base or ground screws are not included but can be quoted separately



The **Crown Clarence** is available in four additional external finishes, all of which are included in the price.

We offer a choice of render, black slate, brick clad or natural stone tiles as the feature walls to compliment the timber cladding (which is available in cedar or thermowood).

The Clarence also includes an option to upgrade the roof from a pent EPDM roof to a hipped cedar tiled roof. There are also further options such as underfloor electric heating, wall-mounted slim-line electric panel heaters or air conditioning, perfect for if you are using your garden building as a gym. External lighting and additional sockets (beyond what is included in the package) can also be purchased at a set price.



Please note: we now use aluminium doors, smart air conditioning and triple glazing across all of our garden rooms as standard premium features.

Crown Sandringham Collection Sizing & Pricing Options

Sandringham Professional package

		WIDTH (M)															
		2.5	3	3.5	4	4.5	5	5.5	6	6.5	7	7.5	8	8.5	9	9.5	10
DEPTH (M)	2.5	N/A	N/A	N/A	N/A	N/A	£30,650	£32,600	£34,350	£36,350	£38,200	£42,500	£44,900	£46,750	£49,650	£51,650	£53,500
	3	N/A	N/A	N/A	£29,100	£32,250	£34,350	£36,550	£38,550	£41,000	£42,900	£47,600	£50,650	£52,450	£55,600	£57,850	£59,950
	3.5	N/A	N/A	£29,200	£31,400	£35,400	£37,650	£40,100	£42,400	£45,250	£47,550	£52,400	£55,600	£57,700	£63,350	£65,750	£68,100
	4	N/A	£29,300	£31,500	£33,750	£38,200	£41,300	£43,700	£46,600	£49,500	£52,750	£57,450	£62,250	£64,900	£68,850	£71,500	£74,150
	4.5	N/A	£31,450	£34,150	£36,850	£41,400	£44,550	£47,350	£50,650	£53,900	£60,900	£64,050	£67,150	£70,100	£74,300	£77,600	£80,850
	5	£29,600	£33,600	£36,800	£40,250	£44,600	£47,800	£51,000	£54,700	£61,800	£65,700	£68,850	£72,050	£75,250	£79,750	£83,650	£87,500

Sandringham Premium package

		WIDTH (M)															
		2.5	3	3.5	4	4.5	5	5.5	6	6.5	7	7.5	8	8.5	9	9.5	10
DEPTH (M)	2.5	N/A	N/A	N/A	N/A	N/A	£37,100	£39,500	£41,650	£43,950	£46,100	£50,750	£53,900	£56,050	£60,000	£62,150	£64,300
	3	N/A	N/A	N/A	£34,600	£38,650	£41,250	£43,900	£46,300	£48,900	£51,350	£56,300	£59,850	£62,250	£66,500	£68,950	£71,350
	3.5	N/A	N/A	£34,750	£37,300	£42,100	£44,950	£48,050	£50,600	£53,600	£56,700	£61,600	£65,400	£68,050	£74,050	£76,750	£79,450
	4	N/A	£34,800	£46,400	£40,250	£45,250	£48,950	£52,050	£55,050	£58,300	£61,850	£66,900	£72,350	£75,350	£80,300	£83,100	£86,150
	4.5	N/A	£37,300	£40,400	£43,750	£48,850	£52,600	£56,100	£59,550	£63,200	£68,550	£74,250	£77,750	£81,050	£86,300	£90,300	£93,900
	5	£35,350	£39,800	£43,400	£47,250	£52,400	£56,350	£60,200	£64,050	£69,800	£73,850	£79,600	£83,200	£86,800	£92,300	£96,900	£101,200

Please contact us and one of our experienced designers will be in touch.

The Crown Buckingham Collection

Sizes from 5.5m x 3m – 10m x 4m



Please note: we now use aluminium doors, smart air conditioning and triple glazing across all of our garden rooms as standard premium features.



Outdoor living with panache

If you can't decide between the Crown Sandringham and Crown Clarence, or perhaps one of our gazebo designs, then the Crown Buckingham could be the perfect solution. Taking elements from all of these styles, the Buckingham offers a practical, multi-functional garden room retreat with the bonus of having an outdoor covered area for dining, BBQs, a hot tub or simply relaxing.

Buckingham Professional

What's included as standard?

Structure & Cladding

- Garden room with Redwood frame external seating area, including balustrades and composite decking
- Walls constructed from 2" x 4" timber joists, backed with 11mm OSB3 board and breathable waterproof membrane, or SIPs panels, depending on the build type
- External Redwood cladding – 18 x 95mm
- External cladding treated with Sikken's 771 (Light Omnia Oak wood preserver) with UV filters
- Internal walls painted plasterboard Colour: Dulux white (Standard)

Insulation

Timber-framed garden room

- Floor insulation – Thinsulate Foil
- 100 mm Rockwool Premium Insulation – Ceiling
- 75 mm Rockwool Premium Insulation – Walls

SIPs garden room

- PUR (highest grade) 122 mm – 197 mm (roof)
- PUR (highest grade) 97 mm – 147 mm (wall)
- PUR (highest grade) 97 mm – 172 mm (floor)

Flooring

SPC (Stone Plastic Composite) flooring, designed for durability and heavy footfall.

Colour Options: Ash Grey, Walnut Brown, Graphite Grey

Electrics

- Internal fuse box (5-MODULE 2-WAY POPULATED GARAGE CONSUMER UNIT)
- Recessed Ceiling LED spotlights set up accordingly to internal ceiling m2 (with spacing 1m to 1.3m) for sufficient lighting
- Normal Switch 1-Gang
- Double sockets included as standard
- Recessed Ceiling Spotlights, Normal Switch, Double Sockets to be colour: White
- Smart air conditioner (now included as standard)

12m ² – 20m ²	2 Double sockets
20m ² – 30m ²	3 Double sockets
Above 30m ²	4 Double sockets

Doors

One set of aluminium doors finished in dark grey as standard (positioned at the front, based on building width), featuring triple glazing and black handles.

An alternative aluminium door options with double glazing and integrated blinds are now available as a **free** upgrade.

Please note: All configurations include 1 fixed tall aluminium window (0.8m x 2m, Dark Grey finish), triple-glazed as standard.

Building width	French Doors 2m x 2m	x3 Bi-folds	x5 Bi-folds
5.5m – 6.5m	✓	✗	✗
7m – 9m	✗	✓	✗
9.5m – 10m	✗	✗	✓

Please note: Groundworks, i.e a concrete base or ground screws are not included but can be quoted separately

The Crown Buckingham Collection

Sizes from 5.5m x 3m – 10m x 4m



Please note: we now use aluminium doors, smart air conditioning and triple glazing across all of our garden rooms as standard premium features.



Buckingham Premium

What's included as standard?

Structure & Cladding

- Garden room with Redwood frame external seating area, including balustrades and composite decking
- Wall constructed from 2"x4" timber joists, backed with 11mm OSB3 board and breathable waterproof membrane
- External Thermowood cladding – 20 x 118mm T.G.V
- External cladding treated with Sikksens 771 (Light Omnia Oak wood preserver) with UV filters
- Plasterboard internal walls & ceiling, painted Colour: Dulux white (Standard)

Insulation

Timber-framed garden room

- Floor insulation – 90 mm Foil-Backed Celotex
- 100 mm Rockwool Premium Insulation – Ceiling
- 100 mm Rockwool Premium Insulation – Walls

SIPs garden room

- PUR (highest grade) 122 mm – 197 mm (roof)
- PUR (highest grade) 97 mm – 147 mm (wall)
- PUR (highest grade) 97 mm – 172 mm (floor)

Flooring

Natural Oak – Matt Lacquered (Engineered)

Colour Options: Light Grey, Walnut, Natural Oak

Electrics

- External 5x Fuse Consumer unit with External weather proof fuse box
 - Recessed Ceiling LED spotlights set up accordingly to internal ceiling m2 (with spacing 1m to 1.3m) for sufficient lighting
 - 4X Recessed Ceiling External LED spotlights
 - Dimmer Switch 2-Gang
 - Double sockets included as standard
 - Recessed Ceiling Spotlights, Normal Switch, Double Sockets to be colour: Brushed Stainless
- 12m² – 20m² 2 Double sockets
 20m² – 30m² 3 Double sockets
 Above 30m² 4 Double sockets
- Adax NEO wall panel heater, or a smart air conditioning system as standard

Doors

One set of aluminium doors finished in dark grey as standard (positioned at the front, based on building width), featuring triple glazing and black handles for a premium finish. An alternative aluminium door options with double glazing and integrated blinds are now available as a **free** upgrade.

Please note: All configurations include 1 fixed tall aluminium window (0.8m x 2m, Dark Grey finish), triple-glazed as standard.

Building width	French Doors 2m x 2m	x3 Bi-folds	x5 Bi-folds
5.5m – 6.5m	✓	✗	✗
7m – 9m	✗	✓	✗
9.5m – 10m	✗	✗	✓

Please note: Groundworks, i.e a concrete base or ground screws are not included but can be quoted separately



The **Crown Buckingham** takes its inspiration from both the Crown Sandringham and Crown Clarence. Sizes range from 5.5m x 3m all the way up to 10m x 4m so there are numerous options to choose from to fit your available space. All designs within this range include upgraded features as standard with additional options available on request.



Please note: we now use aluminium doors, smart air conditioning and triple glazing across all of our garden rooms as standard premium features.

Crown buckingham Collection Sizing & Pricing Options

buckingham Professional package

		WIDTH (M)															
		2.5	3	3.5	4	4.5	5	5.5	6	6.5	7	7.5	8	8.5	9	9.5	10
DEPTH (M)	2.5	N/A	N/A	N/A	N/A	N/A	N/A	£38,950	£41,150	£43,350	£46,700	£48,900	£51,350	£53,800	£56,250	£61,850	£64,450
	3	N/A	N/A	N/A	N/A	N/A	N/A	£43,400	£45,900	£48,350	£52,000	£54,250	£56,750	£59,350	£61,950	£67,600	£70,250
	3.5	N/A	N/A	N/A	N/A	N/A	N/A	£47,850	£50,600	£53,350	£57,250	£59,550	£62,400	£65,150	£67,900	£73,300	£76,050
	4	N/A	N/A	N/A	N/A	N/A	N/A	£51,400	£54,400	£57,450	£61,850	£64,600	£68,150	£71,200	£74,200	£80,400	£83,450
	4.5	N/A	N/A	N/A	N/A	N/A	N/A	£54,900	£58,200	£61,750	£66,200	£69,650	£73,900	£77,200	£80,500	£87,000	£90,300
	5	N/A	N/A	N/A	N/A	N/A	N/A	£58,450	£62,000	£65,850	£70,550	£74,700	£79,700	£83,250	£86,800	£93,550	£97,150

buckingham Premium package

		WIDTH (M)															
		2.5	3	3.5	4	4.5	5	5.5	6	6.5	7	7.5	8	8.5	9	9.5	10
DEPTH (M)	2.5	N/A	N/A	N/A	N/A	N/A	N/A	£45,850	£48,400	£50,950	£55,100	£57,600	£60,100	£63,450	£66,050	£72,550	£75,550
	3	N/A	N/A	N/A	N/A	N/A	N/A	£50,650	£53,450	£56,350	£60,750	£63,350	£65,950	£69,450	£72,250	£78,800	£81,850
	3.5	N/A	N/A	N/A	N/A	N/A	N/A	£55,450	£58,550	£61,750	£66,450	£69,100	£72,050	£75,450	£78,600	£85,500	£89,150
	4	N/A	N/A	N/A	N/A	N/A	N/A	£59,350	£62,750	£66,200	£71,500	£74,900	£78,550	£81,950	£85,350	£92,550	£96,500
	4.5	N/A	N/A	N/A	N/A	N/A	N/A	£63,200	£66,900	£70,650	£76,250	£80,400	£84,750	£88,450	£92,150	£99,650	£103,850
	5	N/A	N/A	N/A	N/A	N/A	N/A	£67,100	£71,100	£75,150	£81,000	£85,850	£91,000	£94,950	£98,950	£106,750	£111,250

Please contact us and one of our experienced designers will be in touch.

Key Features



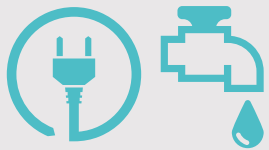
Structurally superior

- 👑 Walls are 190mm thick (to comply with TRADA guidelines).
- 👑 Fully insulated using Celotex and thermally efficient Rockwool slabs for all year warmth and comfort.
- 👑 10-year guarantee on the structural integrity and against timber decay to ensure longevity.
- 👑 All our designers are TRADA (Timber Research and Development Association) trained and we build to TRADA guidelines meaning that all of our buildings have correct insulation and correct joist spacing, fixtures and fittings.*
- 👑 We are the only company to insist on using the correct breathable membranes, correct air gap spacing and correct timber sizing.*



Doors, windows and roof

- 👑 To ensure many years of use, doors and windows are made from premium grade aluminium and feature triple glazing as standard for enhanced performance and insulation.
- 👑 High specification triple glazing is made from PLANITHERM 4S known to offer high levels of insulation which can help regulate the temperature regardless of the weather outside.
- 👑 An EPDM pent roof ensures both insulation and durability along with a 10-year warranty. The rubberised nature of the roofing material means it will also endure far more structural stresses and temperature extremes than conventional asphalt roofing.



Electrics and plumbing

- 👑 All our garden rooms come with high quality brushed stainless steel switches, sockets and dimmers as standard, unlike competitors that may charge extra for these upgrades. In addition, all lighting and sockets are included within each garden room and are all prewired and ready for final connections.
- 👑 Electric heating and air conditioning options are also available on request (please see optional upgrades). TV points, customised AV, integrated sound systems and network connections can all be specified and quoted for on request.
- 👑 Kitchenettes, bathrooms, saunas and steam rooms are all available on request and can be quoted for separately should you require any of these items within your garden room.



Ground works and mains connections

- 👑 Ground preparations for your garden room can be carried out by Crown Pavilions. The Crown team can also carry out all other associated ground works (for instance, running an armoured cable, water and even the waste pipe from the mains to the garden room) on request.
- Garden rooms are constructed on site as single, solid units, resulting in a far stronger build designed to stand the test of time. Installation is carried out by our own in-house team of builders, certified electricians and plumbers, all of whom have been working with Crown Pavilions for many years.
- 👑 As a result you can rest assured that the entire process – from initial order through to build, completion and installation - will be seamless from start to finish, reflecting the Crown commitment to excellence that has earned us the reputation for leading the world in garden room design.

Tailor your garden room with optional upgrades

Electrics (optional)

- 1m track including 3 x spotlights with 5w LED GU10 bulbs (white)
- 45w recessed ceiling panel light (LED) 600mm x 600mm
- Wall mounted single adjustable spotlight with LEDGU10 bulb
- Wall mounted up/down LED light with GU10 bulb
- Double socket (brushed stainless steel – surface mounted)
- Wall mounted electric panel heater

Delivery and Installation

† Please note - Delivery and installation of your garden room is included in the price if you live 100 miles or less from our Oxfordshire workshops. Outside of this we charge 45p per mile plus hotel costs for two installers at £120 each per night where applicable. Any congestion, toll road and parking charges to be covered by the client.


Base for your garden room

We will undertake an initial site survey to establish if ground screws or a concrete base is most suitable for your particular garden room.


Choose your finish

External cladding colour options include UV resistant Natural Oak or Rich Walnut stain. Alternatively paint options include Forest Green, French Blue, Olive Green, Midnight Black, Dove White or French Grey (please add 15% to price of your building)


Natural Oak



Walnut Stain



Midnight Black




Forest Green




Dove White



French Grey



Olive Green



French Blue



Additional doors, windows, W/C & Skylights

Additional doors and windows can be added if leaving a 0.5m space from corners of building on both sides of doors and windows.

All windows are triple-glazed, delivering enhanced insulation and improved thermal performance. Integrated Venetian blinds are also available.

We can also provide a beautifully finished W/C and shower for your new garden room.

Heating

A choice of heaters is available from 400w – 2000w. Underfloor heating is also available upon request.

Storage space

Add a partition wall to create additional integrated storage space.



Optional Free Upgrades (Internal wall & ceiling finishes)


Standard Specification (Included as Standard)

Walls: Plasterboard (Painted white)
Ceilings: Plasterboard (Painted white)



Acoustic Panelling

Walls & Ceilings: Acoustic panelling (Maple veneer) or
Walls Acoustic panelling & Ceilings: Plasterboard (Painted white)



White Wash Redwood

Walls & Ceilings (internal): White wash redwood cladding



Walls & Ceilings: Acoustic panelling (Teak veneer) or
Walls Acoustic panelling & Ceilings: Plasterboard (Painted white)



Smart Air Conditioner

This wall-mounted all-in-one model is included as standard and is a great performer for year-round use, working as a powerful air conditioner in the summer and a cost-effective heater in the winter. It also functions as a dehumidifier, helping to keep damp and moisture at bay.

10,000 BTU

- 10,000 BTU cooling and heating for large rooms up to 30 sqm (320 sqft)
- 3-in-1: Cool | Heat | Dehumidify
- All-in-one - No outdoor unit is required, this AC is neatly vented through the wall
- Slimline Design - Thinnest air conditioner on the market at just 20cm deep
- Smart - Control from your phone or home assistant. Smart scheduling saves energy
- Quietest all-in-one air conditioner - 58dB
- 24-hr timer to pre-cool rooms and turn off during the night. Scheduling saves money

12,000 BTU

- 12,000 BTU cooling and heating for large rooms up to 35 sqm (377 sqft)
- 3-in-1: Cool | Heat | Dehumidify
- All-in-one - No outdoor unit is required, this AC is neatly vented through the wall
- Slimline Design - Thinnest air conditioner on the market at just 20cm deep
- Smart - Control from your phone or home assistant. Smart scheduling saves energy
- Quietest all-in-one air conditioner - 61dB
- 24-hr timer to pre-cool rooms and turn off during the night. Scheduling saves money



Great for areas up to 35m²



Cooling & Heating



Alexa and Google Home enabled



24 hour timer



Triple Glazing

Triple glazing is included as standard and is superior to double glazing as it improves energy efficiency, comfort and noise reduction.



1. Better insulation (U-value)

- Triple glazing has three panes of glass and two insulating air/gas layers, while double glazing has only two panes and one layer. This means triple glazing:
- Keeps heat inside during winter
- Keeps heat out during summer
- Reduces heating/cooling costs

2. Less heat loss near windows

- Triple glazing reduces the “cold surface” effect.
- Benefits:
- Fewer cold drafts near windows
- More consistent room temperature
- Windows feel warmer to the touch

3. Better noise reduction

- The extra glass layer + extra cavity gives:
- Lower outside noise
- Better performance for busy roads or cities

4. Less condensation

- Inside surface is warmer, so:
- Less moisture forms on glass
- Reduced risk of mould or damp



CROWN PAVILIONS

Smokeless BBQ Collection

A refined, smoke-free way to cook and entertain, designed to sit seamlessly within our pavilions. Available as an option across all garden rooms, the Smokeless BBQ features an integrated extraction system that reduces smoke at source, creating a clean and comfortable space for cooking and dining together, whatever the season.

Designed to integrate effortlessly within your pavilion, with built-in grease management for a cleaner cooking experience and comfortable year-round use.



Single Grill

Dimensions:

Oval (1300 x 1600 mm)

Rectangular (1448 x 868 mm)

A more compact option, suited to everyday use.



Double Grill

Dimensions:

Rectangular (2300 x 1000 mm)

Oval (1600 x 2000 mm)

A larger format, ideal for hosting and entertaining.

Smokeless BBQ is available as an option on all garden rooms. Contact our team for full specifications.

The possibilities are endless with the Crown Pavilions Bespoke Service





Your ideas and our expertise

At Crown Pavilions, we bring your dreams and ideas to life, whatever your vision may be. Perhaps you dream of a contemporary space where you can relax in the daytime and entertain in the evenings. Or a private sanctuary complete with hot-tub and multi-media plus dining facilities, even a fully-stocked bar?

Maybe you like the idea of being able to use your garden room for a variety of different purposes: a home office, for example, a place where the teens can hang out or a further bedroom when guests come to stay?

Or, for the ultimate luxury sanctuary, you might dream of a spacious pool room complete with changing facilities, an outdoor kitchen and cigar lounge, even a state-of-the-art home cinema?

Your Bespoke Garden Rooms






Endless possibilities

This brochure showcases our magnificent Crown collection of garden rooms, however if you require something even more exclusive, sophisticated and individual, then you should consider the Crown Bespoke Garden Room service where we design your perfect garden room or bespoke gazebo around you.

With Crown Bespoke the possibilities are endless and, because all our buildings meet or exceed permanent building standards, and are designed to be used all year round, there really is nothing that is beyond our remit. Just say the word and consider it done.

Tempted? Then please call our helpful client services team who will arrange for one of our design experts to visit you in your home to discuss your ideas, timescales and budget. We look forward to hearing from you. **EPOA** 

What's next?

If something in this brochure has caught your eye, or you simply need more information, then the next stages of bringing your ideas to life are simple:

Step 1

Contact us by email, phone or visit our showrooms (please see contact details overleaf).

Step 2

We will talk you through your requirements and answer any questions. Next, we will either book an initial survey at your convenience or arrange for you to visit our showrooms. Surveys are charged at £280 inc VAT to check site suitability.

Step 3

Once you have decided on the building and options you require, we will provide you with a full quotation.

Step 4

Once everything is agreed and confirmed we take a deposit and book an installation date to suit you. The typical lead time from deposit to installation is around 6-8 weeks however during busy periods this can be slightly longer.

Payment Schedule

TYPICAL PAYMENT SCHEDULE - 20% deposit, 40% eight weeks before installation, 35% five-days into the build and the final 5% on completion and exchange of keys.



Step 5

One of our project managers will visit your site to ensure everything is ready prior to the build.

Step 6

On the agreed date our team will arrive to start construction. A more exact installation time guide will be given during the quotation stage. Visits will be made during the build from one of our management team to ensure you are happy with the progress.

Step 7

Once our team has completed the work, we will run through the product, maintenance guidelines and show you how everything works before asking for your signature to confirm you are happy with the result.

Step 8


Sit back and enjoy your new luxury garden room.



Showrooms

This brochure showcases our beautiful garden room collections but of course there is never any substitute for seeing our outdoor living spaces in person: to feel the comfort of the cushions, take in the natural scent of the timber, run your hand along the smooth contours of the carpentry and appreciate the quality of our craftsmanship first-hand.

A selection of the garden rooms in this brochure can be viewed in our showrooms along with a selection of our other most popular outdoor living spaces, gazebos and accessories.

Experienced staff will also be on hand to answer any questions and talk about our designs in more detail. Come and meet one of our friendly experts. 



Alton Garden Centre (Essex)

Arterial Road (A127), Wickford, Essex SS12 9JG

Call 01491-612-820

Frosts Garden Centre (Buckinghamshire)

Newport Road, Woburn Sands, Milton Keynes, Buckinghamshire MK17 8UE

Call 01491-612-820

Chessington Garden Centre (Kingston Upon Thames)

Leatherhead Rd, Chessington KT9 2NG

Call 01491-612-820

Van Hage (Hertfordshire)

Pepper Hill, Great Amwell, Herts SG12 9RP

Call 01491-612-820

Longacres Garden Centre (Surrey)

London Road, Bagshot, Surrey GU19 5JB

Call 01491-612-820

Bridgemere Garden Centre (Cheshire)

Bridgemere, Nantwich, Cheshire, CW5 7SN

Call 01491-612-820



The marque of excellence

HEAD OFFICE

6b Lys Mill, Watlington, Oxfordshire OX49 5EQ
Tel: 01491 612 820 sales@crownpavilions.com

WWW.CROWNPAVILIONS.COM

